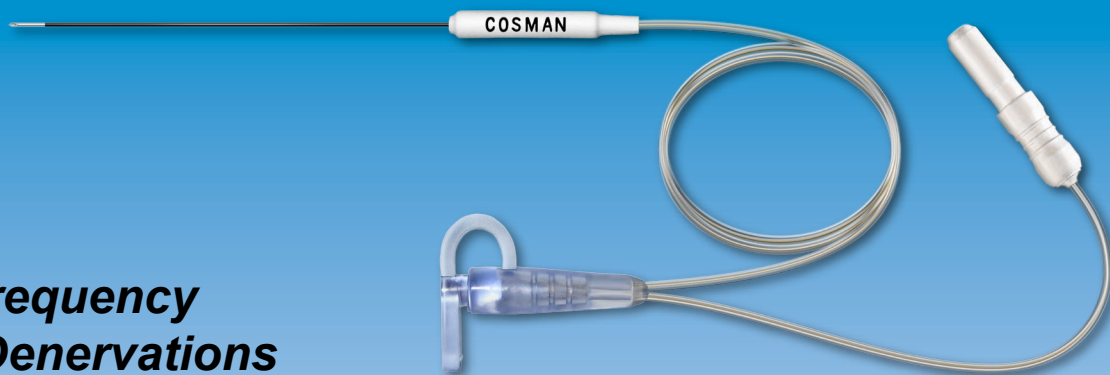


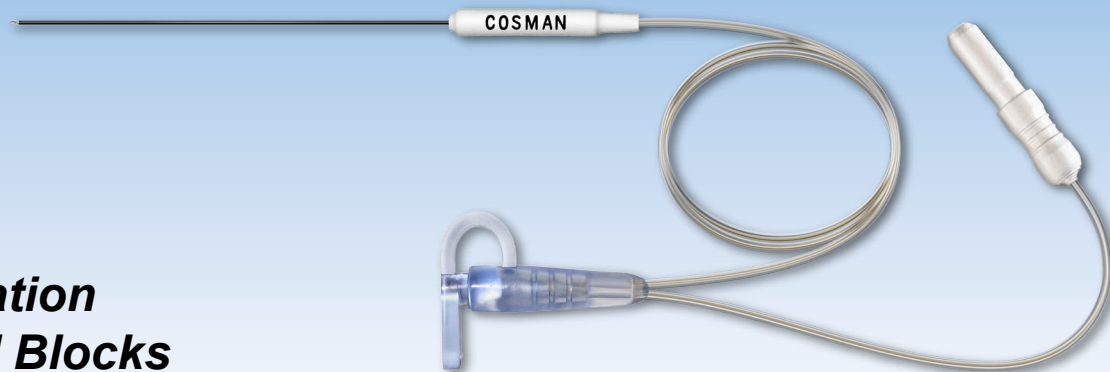
CR

Radiofrequency Facet Denervations



CP

Stimulation Guided Blocks



Simplify Treatment

Use for procedures in which temperature monitoring is not required. The electrode is tissue piercing and easily steerable.

Keep Your Target

The small hub and long fluid line allow safe contrast injection during x-ray imaging without disturbing needle position.

Ergonomic Design

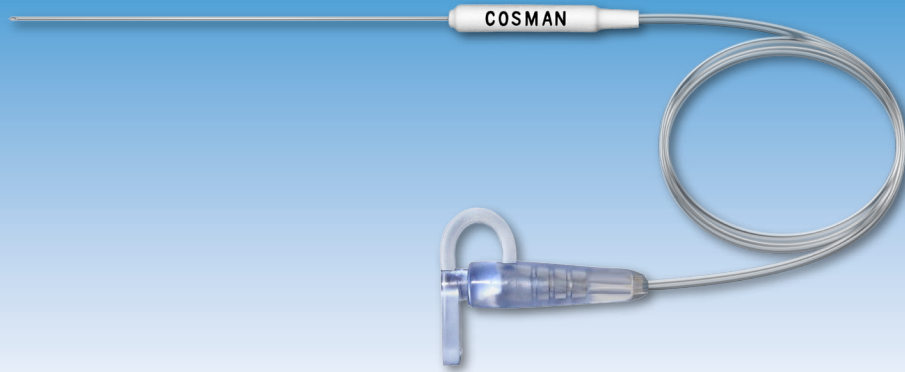
The hub marker shows the bevel opening direction. The shrouded plug provides safe connection to the RF generator.

Size Options

6, 10, or 15-cm needles. Smooth insulation forms a 5-mm tip for RF procedures or a 1-mm tip for precise stimulation.

CN

Diagnostic Nerve Blocks



CR/CP Cable (CB116)



Four CR/CP Splitter Cable (CB116-4)



CR/CP to Alligator Clip (CB103-1A)



Alligator Clip Cable (CB103-R)



Ground Pad (DGP-PM)

Part #	Description
CR-6-P	6 cm disposable RF injection electrode, 5 mm active tip, 10/pk
CR-10-P	10 cm disposable RF injection electrode, 5 mm active tip, 10/pk
CR-15-P	15 cm disposable RF injection electrode, 5 mm active tip, 10/pk
CP-6-P	6 cm disposable injection electrode, 1 mm active tip, 10/pk
CP-10-P	10 cm disposable injection electrode, 1 mm active tip, 10/pk
CN-6-P	6 cm disposable injection needle, 10/pk
CN-10-P	10 cm disposable injection needle, 10/pk
CB116	Sterilizable cable, ~3 m, CR/CP to G4, RFG-1A, or RFG-1B
C116	Sterilizable cable, ~3 m, CR/CP to Radionics RFG-3C+
CB116-4	Sterilizable cable, ~3 m, four CR/CP needles to G4, RFG-1A, or RFG-1B
C116-4	Sterilizable cable, ~3 m, four CR/CP needles to Radionics RFG-3C+
CB103-1A	Sterilizable cable, CR/CP to alligator clip
CB103-R	Sterilizable cable, ~3 m, alligator clip to G4, RFG-1A, or RFG-1B
DGP-PM-5, 10, 25	Disposable ground pad, 5, 10, or 25/pk
G4, RFG-1A/B	Four-output or one-output RF generators

Each CR, CP, and CN injection needle is supplied sterile and individually packed.